



Bidisha Roy, Sophia Morgan, Jake Lerner, Varna Vasudevan

PROMPT

Design a solution that will allow the Berkeley community to solve some aspect of the California drought.

OVERVIEW

1. **Problem**
2. **Journey**
3. **Final Design**
4. **Further Work**

1


PROBLEM

QUESTION



“How is most of California’s available water consumed?”

EMILY



“I don’t know.”

BEHNAZ



**“Daily use. People waste water
by taking showers that are too
long.”**



“Approximately nine million acres of farmland in California are irrigated, representing roughly 80% of all human water use.”

- Public Policy Institute of California

ANSWER

Most water usage is invisible to consumers!

Household Use	Gallons	Agricultural Use	Gallons
10 Minute Shower	~20	Slice of Cheese Pizza	155
Washing Machine	20-40	Bean Burrito	125
Flushing Toilet	1-3	Beef Burrito	425

PROBLEM



People don't know this.

QUESTION



“How many of gallons of water do you think it takes to prepare one pound of beef?”

ANSWER

1800 gallons of water

PROBLEM

drought
awareness



ignorance of
consumption



misinformed
cutbacks

no policy drive

no policy data



real-time visual indication of water consumption

SOLUTION



**A versatile “water footprint”
monitor to be deployed in UC
Berkeley Residence Halls and
Dining Facilities.**

2

JOURNEY

QUESTION


“How is most of California’s available water consumed?”



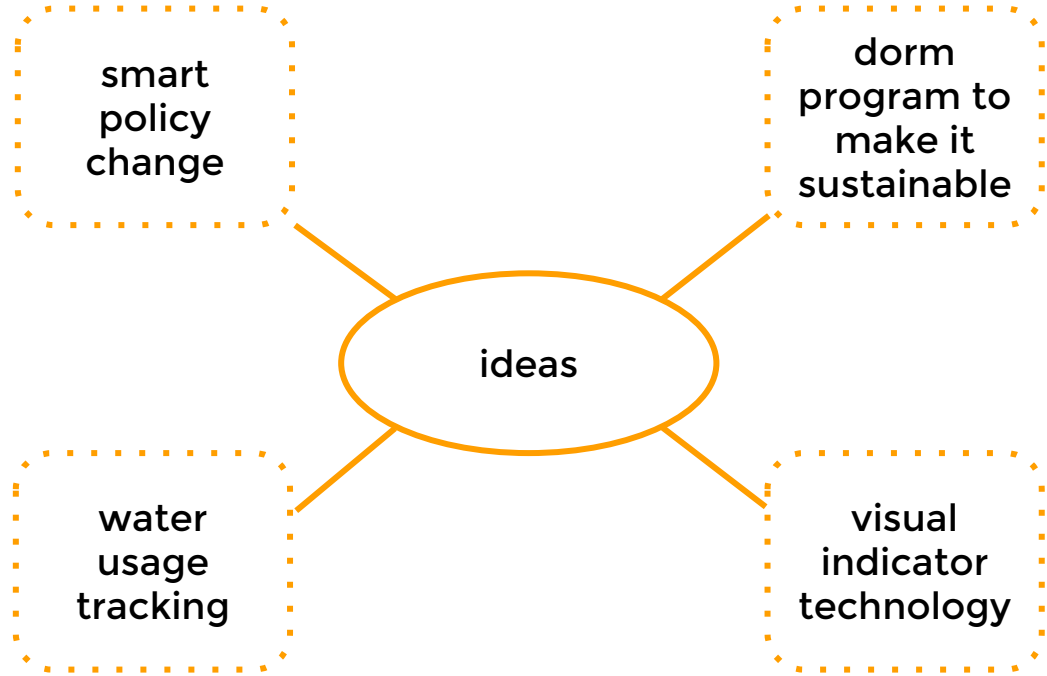
IDEATION



Dooms

Bathroom	Food	Other
<ul style="list-style-type: none">- (Property Management) education-based- Visual indicators of H₂O use<ul style="list-style-type: none">• Shower timer (when in use in use)• faucet gation monitor• real-time H₂O use indicator (see development in shower heads) with decreasing H₂O pressure• Shower curtain (changes color depending on time) raises w/ H₂O- graywater between appliances- toilet brick	<ul style="list-style-type: none">- gallons next to menu/food- visual indicators- Policy (no meat served certain day/other days, H₂O food)- QR receipt	<ul style="list-style-type: none">- overall water use "Ranking" & app- "H₂O footprint"
		<h3>Visual Indicator</h3> <ul style="list-style-type: none">- on/off - g/hc g- sensor w/ H₂O  <p>"personals" filter for H₂O</p>
<h3>Product</h3> <p>DripIt</p>		<ul style="list-style-type: none">- Compostors- one person input and total daily input- Sprinkler gateway

IDEATION



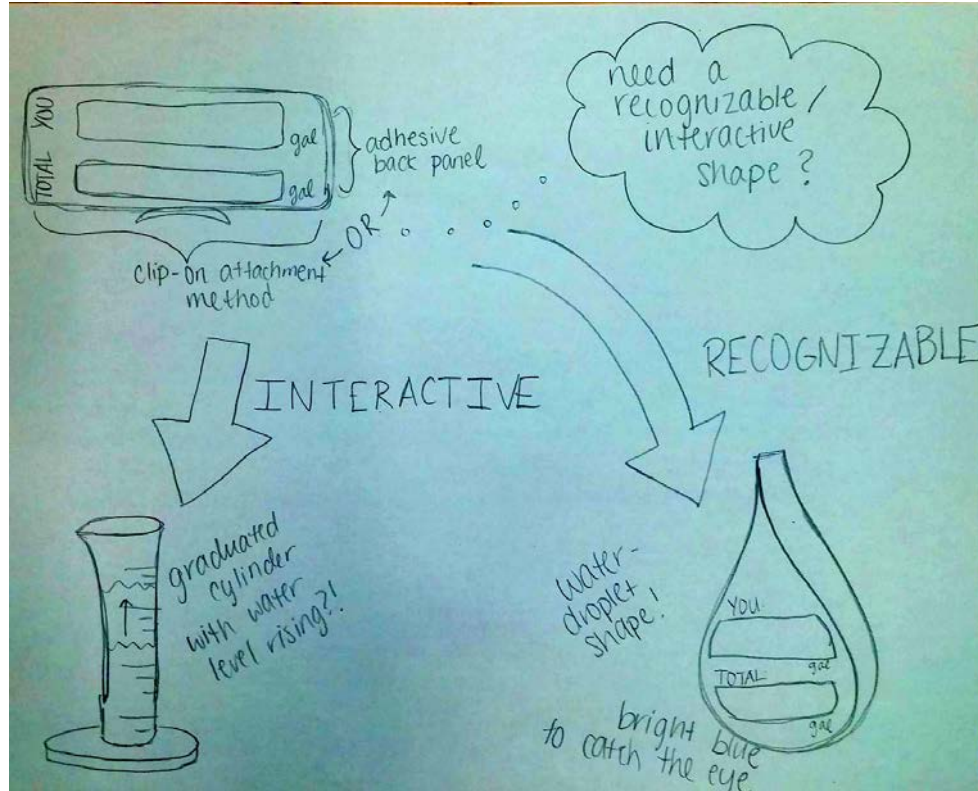
INSPIRATION



	Calories
...	300
...	450
...	600
...	580
...	660
...	660
...	660




INITIAL DESIGNS




3

FINAL DESIGN

FUSION 360





FEATURES



display of
individual and
aggregate use

FEATURES

**configured to
off-the-shelf
sensors**



■ **Sensor Technology**

- Humidity Sensors
- Flow Sensors
- Temperature Sensors
- IR Sensors

■ **Different sensors for different applications**



FEATURES



cloud:
stores data,
aggregates it,
and provides
usage rates

CLOUD

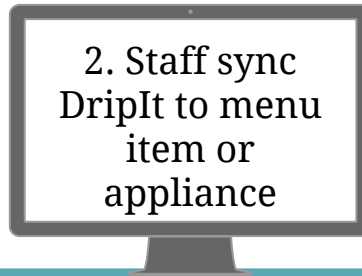
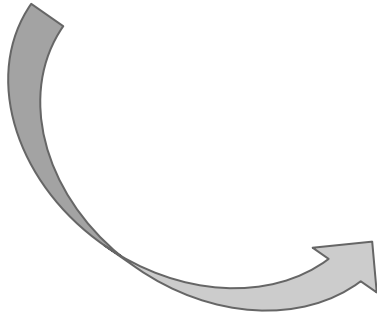


1. DripIt labelled in cloud, ie 'Dessert Box'

4. DripIt pulls usage/increment cloud. Increments automatically.

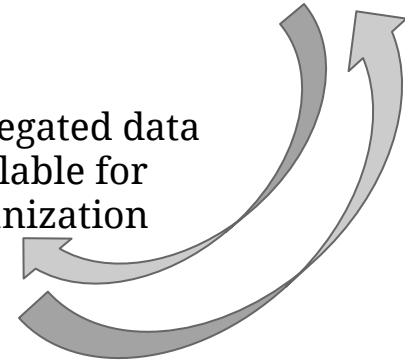
5. DripIt pushes usage data to cloud.

3. Server calculates usage per serving or second



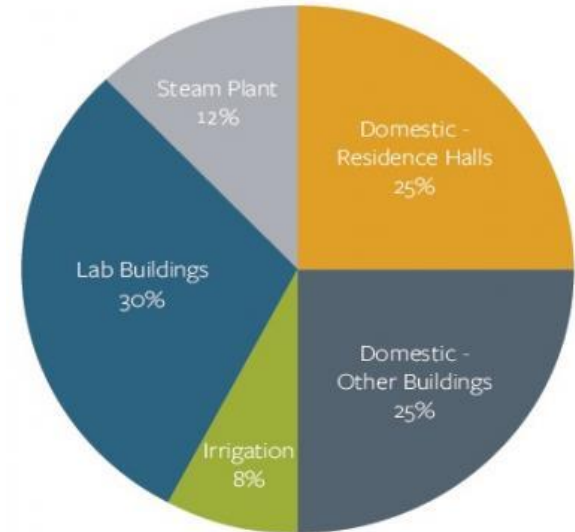
2. Staff sync DripIt to menu item or appliance

6. Aggregated data available for organization



STAKEHOLDERS

- **UC Berkeley**
 - GOAL: *“Reduce potable water use to 10% below 2008 levels by 2020”*
 - Measures **primary** water use, but not **secondary** water use
 - Students are unaware of Berkeley’s “Water Action Plan”



(Source: <http://sustainability.berkeley.edu/water>)


STAKEHOLDERS

■ Berkeley Students

- Need information to make personal choices and drive policy reform.
- Need to see personal usage footprint, whether or not they care enough to look it up online or via an app.



IMPLEMENTATION



IMPLEMENTATION



DripIt

sensor

- **Dining Hall Staff**
 - Responsible for setting ‘per serving’ usage in dining halls.
 - Usage must be quick and not require calculations or calibration.



IMPLEMENTATION



DripIt

STAKEHOLDERS

■ Residence Hall Staff (Adults)

- Responsible for placing product in dorms.
- Usage must be quick and not require calculations or calibration (ResComp)

■ Residential Advisors (Upperclassmen)

- Initiate inter-floor competitions
- Floor meetings

■ Residential Hall Associations (Peers)

- Initiative to promote water conservation
- Committee meetings can relay feedback



WHY Driplt

**real-time
visual
indication of
water
consumption**

**in the physical
space, no one
can hide**

**ability to
connect to a
variety of
sensors yields
many
applications**

IMPACT




4

FURTHER WORK

DripIt can influence policy:

- Meatless Mondays
- Low-water meals
- Dorm floor competitions



EXPANSION

DripIt in other places:

- Rest of campus
- Other universities
- Other organizations



CONCLUSION

present.

passive.

personal.

